



SUTTNER

A M E R I C A C O M P A N Y

PRESSURE WASHER COMPONENTS & ACCESSORIES



Hydro
Excavation
Catalog
2023-2024

Table of Contents

SPRAY GUNS.....*Pages 3 & 4*

LANCES & NOZZLE STRAINER.....*Page 5*

NOZZLES.....*Pages 6 - 8*

HOSES.....*Page 9*

PLUGS & SOCKETS.....*Pages 10 - 11*



Visit our YouTube Channel



ST-3500 SPRAY GUN *(high flow)*

ORDER #	PRESSURE	TEMP.	FLOW RATE	INLET	OUTLET	WEIGHT	BOX QTY
203500550	5000 PSI	300° F	53 GPM	1/2" Swivel FPT	1/2" FPT	2.58 lb	10

Repair Kit: #203500490

- Stainless steel components
- Harden stainless steel valve piston
- Private Label Availability



ST-3600 SPRAY GUN *(high pressure, high volume)*

Our highest pressure rated industrial spray gun

ORDER #	PRESSURE	TEMP.	FLOW RATE	INLET	OUTLET	WEIGHT	BOX QTY
203600600	8700 PSI	300° F	21 GPM	1/2" FPT	1/2" FPT	2.58 lb	10
203600610	8700 PSI	300° F	21 GPM	3/8" FPT	1/4" FPT	2.58 lb	10

Repair Kit: #203600490

Without Valve Cone: #203600491

- Forged stainless steel housing, piston and malleable seat
- Special heat and chemical resistant seals
- Private Label Availability



Legend:



Private Label Availability: Promote your company name or logo with customizing select spray guns' label.



Low Friction Trigger: this gun's trigger system incorporates a ball between the trigger and piston rod contact area that rolls when triggered resulting in a much easier opening and holding.



ST-3240 HYDR• EX INLINE SPRAY GUN

ORDER #	PRESSURE	TEMP.	FLOW RATE	INLET	OUTLET	WEIGHT	BOX QTY
203240510	4500 PSI	212° F	32 GPM	1/2" FPT	1/2" FPT	1.75 lb	2

Seal Repair Kit: #203240480
 Repair Kit: #203240490

- Stainless steel industrial grade
- Comfortable ergonomic hand grip design and reduces fatigue
- LTF "Low Trigger Force" reduces pulling force by 40% and holding force by 90%
- **Chemical Resistant**
- Private Label Availability



SA-3240 INLINE HYDRO EXCAVATION SPRAY GUN

ORDER #	PRESSURE	TEMP.	FLOW RATE	INLET	OUTLET	WEIGHT
403240510	3200 PSI	300° F	16 GPM	1/2" FPT	1/2" FPT	1.85 lb

- Impact resistant trigger guard
- Horizontal flow-through design
- Safer than a ball valve

1/2" HYDRO EXCAVATION LANCES

Aluminum Sch. 80

ORDER #	PRESSURE	TEMP.	LENGTH	INLET	OUTLET	BOX QTY
071220003	4000 PSI	300° F	36 in	1/2" MPT	1/2" MPT	20
071220004	4000 PSI	300° F	48 in	1/2" MPT	1/2" MPT	20
071220005	4000 PSI	300° F	60 in	1/2" MPT	1/2" MPT	20
071220006	4000 PSI	300° F	72 in	1/2" MPT	1/2" MPT	20

Nickel Plated Steel Sch. 40

ORDER #	PRESSURE	TEMP.	LENGTH	INLET	OUTLET	BOX QTY
071210003	4000 PSI	300° F	36 in	1/2" MPT	1/2" MPT	20
071210004	4000 PSI	300° F	48 in	1/2" MPT	1/2" MPT	20
071210005	4000 PSI	300° F	60 in	1/2" MPT	1/2" MPT	20
071210006	4000 PSI	300° F	72 in	1/2" MPT	1/2" MPT	20



ALSO AVAILABLE:

1/2" LANCE SIDE HANDLE (for 1/2" hydro excavation lances)



#200009605



Side handle shown here on lance.
Products sold separately.

1/2" TURBO NOZZLE STRAINER (stainless steel)

ORDER #	PRESSURE	TEMP.	FLOW RATE	INLET	OUTLET
200033870	5000 PSI	300° F	16 GPM	1/2" FPT	1/2" MPT

Replacement screen: #710100005

- Perfect for 1/2" turbo nozzles
- 1/2" M x F connection
- Protect your turbo nozzle investment




NEW!



8° TURBO NOZZLE (ST-556) (stainless steel)

This is a premium nozzle and the first of its kind with its tighter spray pattern. The depth that this nozzle can cut to when used for hydro excavation is unparalleled to any nozzle offered in the market currently which greatly increases digging efficiency. The long stream and powerful cutting motion help dig faster especially through compact soils.

- 8° spray angle
- Current Sizes Available: 8.0 (# 200556582)
10.0 (# 200556512)
- Extremely aggressive jet
- Ceramic seats
- Pressure: 5000 PSI
- Length: 6 inches
- Weight: 1 lb
- Chemical resistant housing
- **Ideal for hydro excavating**

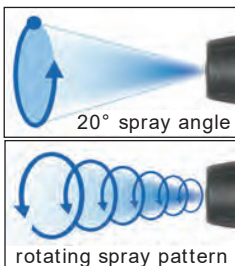


6000 PSI



ALWAYS START TURBO NOZZLE IN A DOWNWARD POSITION.

THE USE OF A TURBO STRAINER IS RECOMMENDED FOR ALL TURBO NOZZLES.



ST-457H TURBO NOZZLES

ORDER #	PRESSURE	TEMP.	ORIFICE	INLET	WEIGHT	REPAIR KIT
200457730	6000 PSI	212° F	3.0	1/2" FPT	1.48 lb	200457130
200457735	6000 PSI	212° F	3.5	1/2" FPT	1.48 lb	200457135
200457745	6000 PSI	212° F	4.5	1/2" FPT	1.48 lb	200457145
200457750	6000 PSI	212° F	5.0	1/2" FPT	1.48 lb	200457150
200457755	6000 PSI	212° F	5.5	1/2" FPT	1.48 lb	200457155
200457760	6000 PSI	212° F	6.0	1/2" FPT	1.48 lb	200457160
200457770	6000 PSI	212° F	7.0	1/2" FPT	1.48 lb	200457170
200457780	6000 PSI	212° F	8.0	1/2" FPT	1.48 lb	200457180
200457790	6000 PSI	212° F	9.0	1/2" FPT	1.48 lb	200457190
200457710	6000 PSI	212° F	10.0	1/2" FPT	1.48 lb	200457110

- Increases cleaning efficiency as much as 200%
- The 0° rotation creates a cleaning and tearing action
- Ideal for hard surfaces
- Minimum 1000 PSI
- Improved materials for a longer life
- **Ideal for hydro excavating**
- Orifice size stamped on inlet nut
- Box quantity: 20

ST-458 HYDRO EXCAVATING TURBO NOZZLES

ORDER #	PRESSURE	TEMP.	NOZZLE SIZE	INLET	WEIGHT	REPAIR KIT
200458982	6000 PSI	190° F	3.0	1/2" F	1.60 lb	200457130
200458983	6000 PSI	190° F	3.5	1/2" F	1.60 lb	200457135
200458984	6000 PSI	190° F	4.0	1/2" F	1.60 lb	200457140
200458985	6000 PSI	190° F	4.5	1/2" F	1.60 lb	200457145
200458986	6000 PSI	190° F	5.0	1/2" F	1.60 lb	200457150
200458987	6000 PSI	190° F	5.5	1/2" F	1.60 lb	200457155
200458988	6000 PSI	190° F	6.0	1/2" F	1.60 lb	200457160
200458990	6000 PSI	190° F	7.0	1/2" F	1.60 lb	200457170
200458981	6000 PSI	190° F	8.0	1/2" F	1.60 lb	200457180
200458991	6000 PSI	190° F	9.0	1/2" F	1.60 lb	200457190
200458992	6000 PSI	190° F	10.0	1/2" F	1.60 lb	200457110
200458993	6000 PSI	190° F	12.0	1/2" F	1.60 lb	200458312

- Added extension to the outlet to help prevent mud and dirt from damaging the seat and rotor
- Molded and wear resistant poly cover
- Increases the lifetime of the nozzle significantly
- Different colors available per request
- **Ideal for hydro excavating**
- Orifice size stamped on inlet nut
- Box quantity: 20




ALWAYS START TURBO NOZZLE IN A DOWNWARD POSITION.

THE USE OF A TURBO STRAINER IS RECOMMENDED FOR ALL TURBO NOZZLES.

ST-458H TURBO NOZZLES

ORDER #	PRESSURE	TEMP.	ORIFICE	INLET	WEIGHT	REPAIR KIT
200458712	6000 PSI	212° F	12.0	1/2" FPT	1.60 lb	200458312
200458715	6000 PSI	212° F	15.0	1/2" FPT	1.60 lb	200458315
200458720	6000 PSI	212° F	20.0	1/2" FPT	1.60 lb	200458320
200458725	6000 PSI	212° F	25.0	1/2" FPT	1.60 lb	200458325
200458730	6000 PSI	212° F	30.0	1/2" FPT	1.60 lb	200458330

- Increases cleaning efficiency as much as 200%
- The 0° rotation creates a cleaning and tearing action
- Minimum 1000 PSI
- Improved materials for a longer life
- **Ideal for hydro excavating**



ALSO AVAILABLE:

Available Without Cap
in 12.0 orifice
200458712

6000 PSI



ALWAYS START TURBO NOZZLE IN A DOWNWARD POSITION.

THE USE OF A TURBO STRAINER IS RECOMMENDED FOR ALL TURBO NOZZLES.





Front view

STATIC HYDRO EXCAVATION NOZZLES

Hydro-excavation is fast and effective in all geology types, capable of working at greater depths pneumatic systems

ORDER #	PRESSURE	TEMP.	ORIFICE	INLET	WEIGHT
200049420045	4000 PSI	212° F	4.5	1/2" FPT	.25 lb
200049420055	4000 PSI	212° F	5.5	1/2" FPT	.25 lb
200049420060	4000 PSI	212° F	6.0	1/2" FPT	.25 lb
200049420080	4000 PSI	212° F	8.0	1/2" FPT	.25 lb
200049420090	4000 PSI	212° F	9.0	1/2" FPT	.25 lb
200049420100	4000 PSI	212° F	10.0	1/2" FPT	.25 lb
200049420110	4000 PSI	212° F	11.0	1/2" FPT	.25 lb
200049420120	4000 PSI	212° F	12.0	1/2" FPT	.25 lb
200049420130	4000 PSI	212° F	13.0	1/2" FPT	.25 lb
200049420150	4000 PSI	212° F	15.0	1/2" FPT	.25 lb
200049420200	4000 PSI	212° F	20.0	1/2" FPT	.25 lb
200049420300	4000 PSI	212° F	30.0	1/2" FPT	.25 lb
200049420350	4000 PSI	212° F	35.0	1/2" FPT	.25 lb

- (1) Centric front nozzle and (3) 15° front
- Ideal for areas with access issues
- Safely remove contaminated materials
- ***Ideal for hydro excavating***
- Custom made for customer's machine
- Hardened stainless steel with durable poly cover

1/2" DOUBLE WIRE 4000 PSI HOSE

ORDER #	FITTINGS	LENGTH	WEIGHT	BOX QTY
B3V00750	1/2" MPT x M swivel	50 ft	19.15 lb	3
B3V00755	1/2" MPT x M swivel	75 ft	27.75 lb	2
B3V00766	1/2" MPT x M swivel	100 ft	37.3 lb	2
TEMP.		PRESSURE	I.D.	O.D.
-15° F to 250° F		4000 PSI	1/2"	.81"



****Jumper Hose lengths available from 2 ft to 12 ft per request****

- Heat resistant synthetic rubber inner tube
- Designed for high pressure cleaning applications
- Double wire braided rubber hose
- Red bend guards on each end

REPAIR YOUR OWN HOSE (fittings & ferrules)

Note: each fitting requires a crimp ferrule

ORDER #	DESCRIPTION	SIZE	WEIGHT	COLOR	BOX QTY
B3R00750	Bulk Hose	350 ft reel	125 lb	Black	1
899400050	Zinc Crimp Ferrule	25.1 mm ± 0.3 mm	—	—	25
898400650	Zinc Fitting	1/2" MPT x Barb	—	—	25
898400651	Zinc Fitting	1/2" MPT x Barb swivel	3.5 oz	—	25
080030845	Rubber Bend Restrictors	for 1/2" Hose	—	Red	25



1/2" DOUBLE WIRE 6000 PSI HOSE

ORDER #	FITTINGS	LENGTH	WEIGHT	BOX QTY
B3R00760	1/2" MPT x M swivel	350 ft Reel	150 lb	—
B3V00760	1/2" M swivel x M swivel	50 ft	23.5 lb	3
B3V00765	1/2" M swivel x M swivel	100 ft	45 lb	2
TEMP.		PRESSURE	I.D.	O.D.
-15° F to 250° F		6000 PSI	1/2"	.81"



- Heat resistant synthetic rubber inner tube
- Designed for high pressure cleaning applications
- Double wire braided rubber hose
- Red bend guards on each end

Plugs & Sockets



ECONOMY Q.C. BRASS SOCKETS *(quick change)*

ORDER #	PRESSURE	DESCRIPTION	O-RING	BAG QTY	WEIGHT
200045751	3600 PSI	1/2" FPT Socket	Buna	10	.34 lb
200045751M	3600 PSI	1/2" MPT Socket	Buna	10	.40 lb

- Interchanges easily with Suttner products and other major brands
- Knurling on socket sleeve helps to grip ball lock
- Pedal and valve are in protective housing

Comparable rated components must be used together



ECONOMY Q.C. PLUGS *(plated steel)*

ORDER #	PRESSURE	DESCRIPTION	BAG QTY	WEIGHT
100000181	3600 PSI	1/2" M Plug	25	.14 lb
100000191	3600 PSI	1/2" F Plug	25	.18 lb

Comparable rated components must be used together



ECONOMY Q.C. STAINLESS STEEL SOCKETS

ORDER #	PRESSURE	DESCRIPTION	O-RING	BAG QTY	WEIGHT
20SS45746	3600 PSI	1/2" MPT Socket	Buna	10	.32 lb
20SS45751	3600 PSI	1/2" FPT Socket	Buna	10	.35 lb

Comparable rated components must be used together



ECONOMY Q.C. STAINLESS STEEL PLUGS

ORDER #	PRESSURE	DESCRIPTION	BAG QTY	WEIGHT
1000SS181	3600 PSI	1/2" M Plug	25	.16 lb
1000SS191	3600 PSI	1/2" F Plug	25	.18 lb

Comparable rated components must be used together

Q.C. BRASS SOCKETS (quick change)

Couplers are used anywhere high pressure connections are frequently connected and disconnected. Ideal for quick change of quick nozzles and spray guns.



ORDER #	EATON #	PRESSURE	DESCRIPTION	O-RING	BOX QTY	WEIGHT
200045750M	4-S25	3600 PSI	1/2" MPT Socket	Buna	75	.34 lb
200045750	4S-26	3600 PSI	1/2" FPT Socket	Buna	75	.40 lb

- Knurling on socket sleeve helps to grip ball lock
- Eaton quick couplers are the original, invented in 1915 and are still the number one name for quality couplers
- Interchanges easily with Suttner products and other major brands

Comparable rated components must be used together

Q.C. PLUGS (plated steel)

ORDER #	EATON #	PRESSURE	DESCRIPTION	BOX QTY	WEIGHT
100000180	4T-25	3600 PSI	1/2" MPT Plug	25	.14 lb
100000190	4T-26	3600 PSI	1/2" FPT Plug	25	.18 lb



Comparable rated components must be used together

Q.C. STAINLESS STEEL SOCKETS (303 stainless steel)

Couplers are used anywhere high pressure connections are frequently connected and disconnected. Ideal for quick change of quick nozzles and spray guns.



ORDER #	EATON #	PRESSURE	DESCRIPTION	O-RING	BOX QTY	WEIGHT
20SS45745	LL4-S26	3600 PSI	1/2" MPT Socket	Buna	75	.32 lb
20SS45750	LL4-S25	3600 PSI	1/2" FPT Socket	Buna	75	.35 lb

- Knurling on socket sleeve helps to grip ball lock
- Eaton quick couplers are the original, invented in 1915 and are still the number one name for quality couplers
- Interchanges easily with Suttner products and other major brands


Comparable rated components must be used together

Q.C. PLUGS (303 stainless steel)

ORDER #	EATON #	PRESSURE	DESCRIPTION	BOX QTY	WEIGHT
100000180	4T-25	3600 PSI	1/2" MPT Plug	25	.14 lb
100000190	4T-26	3600 PSI	1/2" FPT Plug	25	.18 lb



Comparable rated components must be used together



SUTTNER

A M E R I C A C O M P A N Y

PRESSURE WASHER COMPONENTS & ACCESSORIES

With almost **60** years of experience, Suttner America Company is one of the worldwide leading manufacturers of high quality products for the cleaning industry.

Address:

14864 West Ridge Ln.
Dubuque, IA 52003

Fax:

(563) 556.3038
(800) 821.0660

Phone:

(563) 556.3212
(800) 831.0660

Email:

sales@suttner.com

Web:

www.suttner.com

GERMAN ENGINEERED TECHNOLOGY